



# NOT NORMAN

A Goldfish Story



Kelly Bennett

illustrated by Noah Z. Jones

Read for the Record®

on October 22, 2015

[www.readfortherecord.org](http://www.readfortherecord.org)




Jumpstart

Read for the Record

# NOT NORMAN

by Kelly Bennett, illustrated by Noah Z. Jones



## About the book:

Norman the goldfish wasn't exactly what this boy had in mind. He wanted a different kind of pet—one that could run and catch, or chase strings and climb trees, a soft furry pet to sleep on his bed at night. Not Norman. But when he tries to trade Norman in, he realizes he may have a better friend than he thought.

## Before reading:

If you could have any pet you wanted, what would it be? What would you and your pet do together? What kind of care would your pet need?




## Questions to consider:

1. What kind of pet would the boy like to have?
2. Why does Norman need more water for his bowl?
3. What happened during Show-and-Tell?
4. Why does the boy have to stay for extra music practice?
5. What happens during the night?
6. What's the best part of having a pet? What's the hardest part?
7. Which part of the book is your favorite? Why?
8. Have you ever changed your mind about something or someone? When? Why?
9. Is there someone in your life who's a good listener, like Norman? When you're scared, whom do you talk to?
10. What do pets do for us? What do we do for our pets?


## More to think about—from a pet's-eye view:

1. If your pet, or imaginary pet, could speak to you, what would it say?
2. If your pet could play an instrument, what would it be and why?
3. What is your pet's favorite song?
4. What if animals got to pick their humans, instead of the other way around?



# NOT NORMAN

by Kelly Bennett, illustrated by Noah Z. Jones



## Projects Across the Curriculum

### Language Arts:

Describe your pet in at least five complete sentences. Try to use as many of your senses as you can. For example: *My pet smells like lavender shampoo.* For a challenge, don't tell us what type of pet you have. Also, don't use any of these words: *bark*, *purr*, or *fur*. After you've written your five sentences, write the story of how you came to own your pet (real or imaginary).

### Art:

Study the shapes that make up Norman. Using orange construction paper, cut out a Norman without drawing the shapes first. Don't forget to add his eye! Was this easy to do?

Use a paper plate to serve as Norman's fishbowl. Then attach the Norman you created to the plate and cover with wax paper or clear contact paper.

Using only the three primary colors, experiment with mixing paint until you duplicate the color of Norman. Paint a large piece of paper this color, then practice cutting out Norman (or another animal) again.

Use the same techniques to create a paper-cutout portrait of your own pet.

### Math:

See graph on following page.

### Show-and-Tell:

Since most schools won't allow pets in for visits, create posters to act as show-and-tell about your pets. If you don't have a pet, you can create one (anybody want a dragon?) or use a pet that a family member or friend loves. Include such information as the pet's birthday, height, weight, and favorite food and game. Introduce the pet posters to one another.

### Music:

Sing this song to the tune of "Row, Row, Row Your Boat," then practice it in a round:

Love, love, love  
Your pets  
Love them every day.  
Give them water, food, and baths  
Then let them  
Run and play.


"Bom bom bom baaaa Ba ba ba boooo Bo bo bo beeee" is the sound the boy's tuba makes. Create sounds for the other instruments in an orchestra: trumpet, French horn, clarinet, flute, violin, drum.

### Science:

Because fish require a neutral environment, introduce the concept of acids and bases to students by having them test various familiar liquids with litmus strips. Some liquids you may wish to test: bottled water, perfume, lemonade, soda, coffee, and milk. Let students make a hypothesis about each liquid, then record their results.

# NOT NORMAN

by Kelly Bennett, illustrated by Noah Z. Jones




Ask at least thirty friends, classmates, and family members what type of pet they own, and graph the results here. Designate one column for each type of pet. In the bottom row, label each column by writing or drawing the type of pet that is graphed there, such as Dog, Cat, Bird, and so on.

# NOT NORMAN


by Kelly Bennett, illustrated by Noah Z. Jones



## MAZE

Help the boy find his perfect pet! Draw a route from the start to the finish.

START



FINISH



Jumpstart  
Read for the Record

CIP  
CANDLEWICK PRESS  
www.candlewick.com