

Using Quest to Search for Digital Content

The Internet is full of content, but is hard to determine and provide specific, appropriate and relevant content for your classroom.

Accessed from Aspen's Staff and Student views, the **Quest** tab includes up to four search tools to help teachers and students easily locate and identify appropriate digital content.

With an easy-to-use interface, the four search tools help you navigate the Internet and your library collection, refine search results, and efficiently access resources:

- [WebPath Express](#): A digital content subscription of more than 75,000 credible, content-safe, and age-appropriate websites that are evaluated and assessed by educators regularly.

Note: WebPath Express is an additional subscription your district can purchase with Aspen IMS.

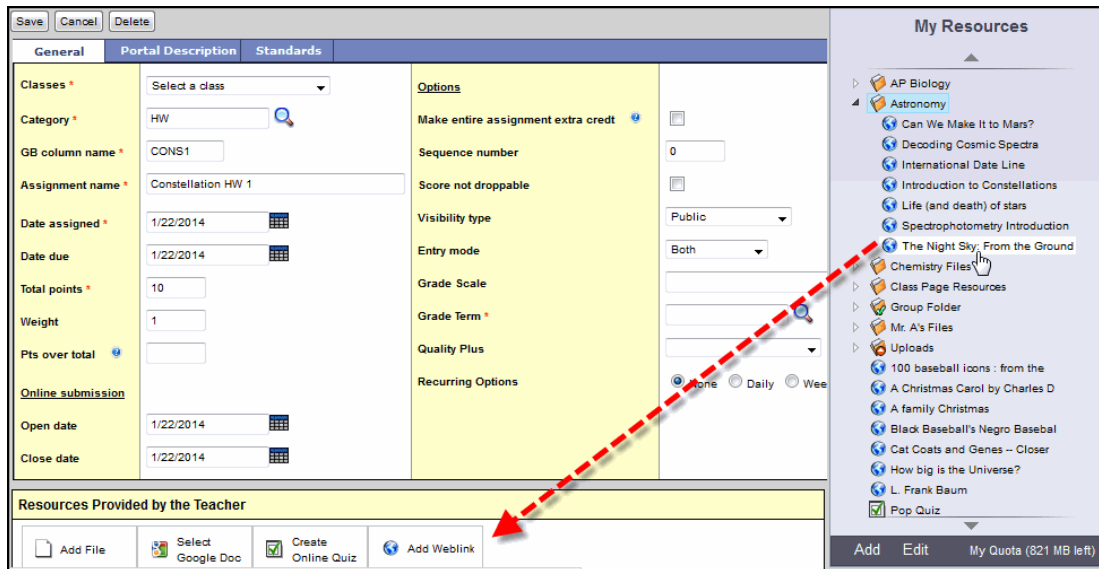
- [One Search](#): A school's collection of subscription and free online databases.
- [Digital Resources](#): A school's digital resources, which might include Follett's Resources Services, or another digital resources service.
- [Destiny](#): A school's library resources, available through a link to Destiny Library Manager.

When you find a great link or resource, you can drag and drop it into My Resources. This way, you can instantly share it on a Page by placing it in a Group folder, or store it in a personal folder to access when you need it.

For example, as a teacher, you might find a great website for students to use when completing tonight's lesson. Drag and drop the link from the search tool on the **Quest** tab to the folder you use to store great weblinks, handouts, or other information for that unit in My Resources:



Then, as you create the assignment, drag and drop the links from My Resources to the **Resources Provided by the Teacher** field. Your students can access the links and any other resources you provide for them from the Student portal:



WebPath Express

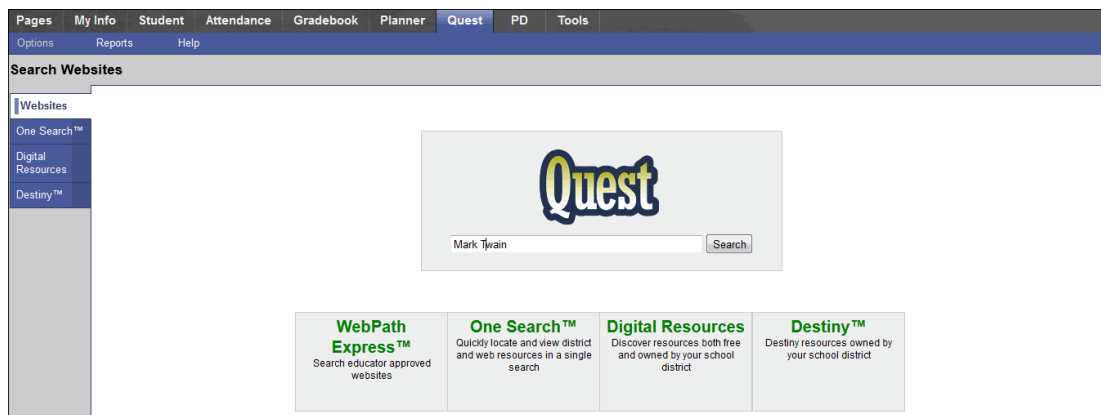
WebPath Express provides instant access to grade-appropriate, educator-approved websites.

Note: WebPath Express is an additional subscription your district can purchase with Aspen IMS.

WebPath Express provides a safe, credible, and appropriate search experience by filtering content so students only access educator-reviewed websites.

To use WebPath Express:

1. Log on to the Staff or Student view.
2. Click the **Quest** tab:



- On the **Websites** side-tab, type a search term or phrase in the **Search** field.
- Click **Search**. The search results from WebPath Express appear in the **Websites** side-tab:

The screenshot shows the Quest website interface. At the top, there are navigation tabs: Pages, My Info, Student, Attendance, Gradebook, Planner, Quest, PD, Tools. Below these are sub-tabs: Options, Reports, Help. The main content area is titled 'Search Websites'. A search bar contains 'Mark Twain' and a 'Search' button. To the right of the search bar, it says '1 - 10 of 300' and 'Next Page'. On the left side, there is a sidebar with 'Websites' selected, and other options like 'One Search™', 'Digital Resources', and 'Destiny™'. The search results are displayed in a list format. Each result includes a small icon, a title, a topic, and a brief description. The results are:

- Mark Twain (1835-1910)**: Topic: Wit and humor, Twain, Mark, --1835-1910. One hundred and ten quotations from author and humorist Mark Twain are compiled at this site from "The Quotations Page." On humor, Twain said, "The human race has one really effective weapon, and that is laughter." About bravery, Twain observed that, "courage is resistance to fear, mastery of fear not absence of fear." And Twain reminds us all that it really is easier to just be honest because "if you tell the truth you don't have to remember anything." If you're looking for the right words for the right situation, chances are good that this master wit has something here for you.
- Major Works: Mark Twain's Most Famous Books**: Topic: Twain, Mark, --1835-1910--Criticism and interpretation. The web site of the Mark Twain House and Museum in Hartford, Connecticut contains a section that discusses many of Twain's major literary works. Each work featured at the site has the title, the date it was written and a paragraph summarizing the work. The list begins with Twain's first work, written in 1867 and titled The Celebrated Jumping Frog of Calaveras County. Discover how Twain's travels and the events in the world at the time influenced his writing.
- Mark Twain's Huckleberry Finn**: Topic: American literature--History and criticism, Twain, Mark, --1835-1910.--Adventures of Huckleberry Finn. Mark Twain's book, "Huckleberry Finn" was published in 1884. It is the story of a boy who ran away from home and how he helped a runaway slave named Jim. Many people think it is Mark Twain's best book. Twain was able to make his characters sound like real people. This was very different than other books that had been printed before this. You can find biographical information about him, and read how he got his pen name, Mark Twain. His real name was Samuel L. Clemens.
- Mark Twain's Bad Boy**: Topic: Twain, Mark, --1835-1910.--Adventures of Huckleberry Finn. Like its main character, The Adventures of Huckleberry Finn is always in trouble with censors and critics. When the book was new and first banned by a public library, author Mark Twain was delighted at the free advertising provided by newspaper headlines. It's been 125 years but this classic American novel is still at the center of controversy: Is it racist or not? Explore evidence that perhaps Twain knew what a controversy this novel would cause. Discover how this novel differs from the novels that came before it and how it evolved into something beyond an adventure story for boys.
- Mark Twain's Mississippi**: Topic: Mississippi, Twain, Mark, --1835-1910--Criticism and interpretation. Mark Twain's Mississippi is a digital library of Twain's publications with an emphasis on his Mississippi novels. Explore this site to see primary source materials and to read interpretive materials about his works. You have access to text, images, videos, maps and sound clips. Under the Life and Works tab, you will find a biography and essays with overviews of the economic development, politics, race and religion and culture during Twain's time. The history of Mississippi from 1800 to 1900 is provided.

 On the right side of the search results, there is a 'Narrow Your Search' section with several filters: Grade Level [All], Domain [All], Topic [All], Format Type [All], Source Type [All], and Language [All].

- If there are too many results, you can narrow your search to show only certain types of information. Under **Narrow Your Search** on the right side, click one or more of the following categories to limit your search:

The image shows a close-up of the 'Narrow Your Search' section. It contains six dark grey buttons with white text and a right-pointing arrow:

- Grade Level [All]
- Domain [All]
- Topic [All]
- Format Type [All]
- Source Type [All]
- Language [All]

Option	Description
<p>▼ Grade Level [All]</p> <ul style="list-style-type: none"> <input checked="" type="radio"/> All <input type="radio"/> PreK-2 (1) <input type="radio"/> 3-5 (42) <input type="radio"/> 6-8 (173) <input type="radio"/> 9-12 (262) 	<p>Click one grade level to show only results for the selected grade level, or click All to show results for all grade levels.</p> <p>The entire possible list is shown here. You might see a smaller list depending on the search results.</p>
<p>▼ Domain [All]</p> <ul style="list-style-type: none"> <input checked="" type="radio"/> All <input type="radio"/> .au (2) <input type="radio"/> .ca (2) <input type="radio"/> .com (93) <input type="radio"/> .de (1) <input type="radio"/> .dk (1) <input type="radio"/> .edu (59) <input type="radio"/> .fi (10) <input type="radio"/> .gov (22) <input type="radio"/> .hk (1) <input type="radio"/> .info (1) <input type="radio"/> .net (5) <input type="radio"/> .org (92) <input type="radio"/> .pl (1) <input type="radio"/> .se (1) <input type="radio"/> .ua (1) <input type="radio"/> .uk (7) <input type="radio"/> .us (1) 	<p>Click a domain suffix to show only results from one domain, or click All to show results from all domains.</p> <p>All domain suffix types that are included in the search results are included in this list.</p>

Option	Description
<p>▼ Topic [All]</p> <ul style="list-style-type: none"> <input checked="" type="radio"/> All <input type="radio"/> Academic writing (2) <input type="radio"/> Addams, Jane,—1860-1935 (1) <input type="radio"/> Advertising (1) <input type="radio"/> Aeschylus (3) <input type="radio"/> Affluent consumers (1) <input type="radio"/> African American actors—Biography (2) <input type="radio"/> African American artists—Biography (1) <input type="radio"/> African American dancers (1) <input type="radio"/> African American entertainers—Biography (1) <input type="radio"/> African American musicians (2) <input type="radio"/> African American painting (1) <input type="radio"/> African American women singers (1) <input type="radio"/> African Americans—Folklore (1) <input type="radio"/> African Americans—Social life and customs (1) <input type="radio"/> African authors (1) <input type="radio"/> Almond (1) <input type="radio"/> American Anti-Imperialist League (5) <input type="radio"/> American authors (2) <input type="radio"/> American authors—Biography (1) 	<p>Click a topic to show only results from one topic, or click All to show results from all topics.</p> <p>Each search result has one or more topics associated with it. Topics can be names or descriptive phrases.</p>
<p>▼ Format Type [All]</p> <ul style="list-style-type: none"> <input checked="" type="radio"/> All <input type="radio"/> Animation (1) <input type="radio"/> Audio (5) <input type="radio"/> Biography (76) <input type="radio"/> Image collection (9) <input type="radio"/> Video (4) 	<p>Click a format type to show results in one format type, or click All to show results in all format types.</p>

Option	Description
<p>▼ Source Type [All]</p> <ul style="list-style-type: none"> <input checked="" type="radio"/> All <input type="radio"/> Encyclopedia (9) <input type="radio"/> Magazine (4) <input type="radio"/> News Source (17) <input type="radio"/> Primary Source Material (9) 	<p>Click a source type to show results from one source type, or click All to show results from all source types.</p>
<p>▼ Language [All]</p> <ul style="list-style-type: none"> <input checked="" type="radio"/> All <input type="radio"/> English (300) <input type="radio"/> French (1) <input type="radio"/> Spanish (1) 	<p>Click a language to show results in one language, or click All to show results in all languages.</p>

Note: Each selection you make is cumulative, so previous selections are still valid when you make others. For example, if you select a grade level range of 3-5 and then select a format type of *Biography*, the list includes all results with both the 3-5 grade range and the *Biography* format type. To remove one of the options you selected, click the option again, and select **All**.

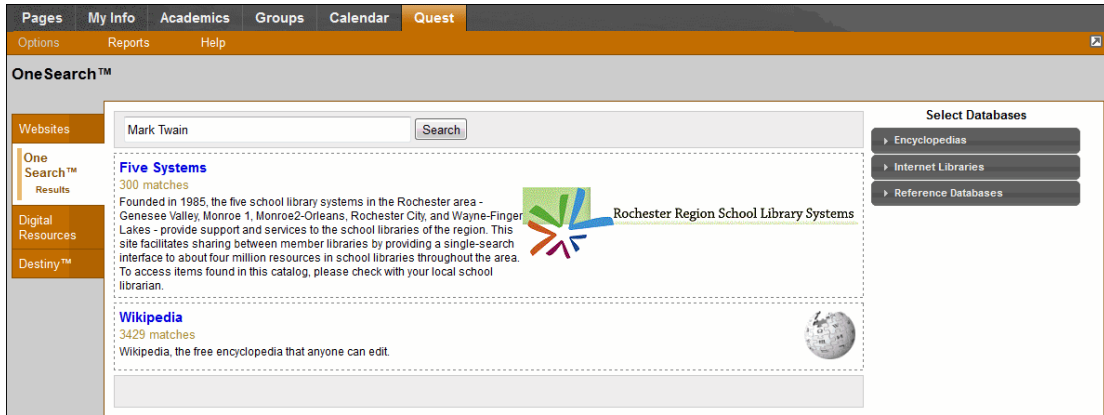
One Search

One Search helps Aspen IMS staff and student users view and utilize the full range of their online subscriptions in one easy search.

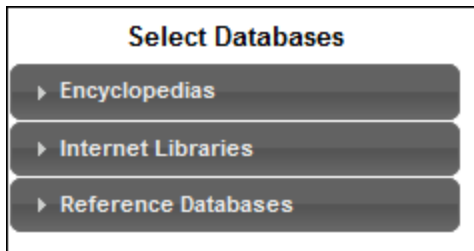
Accessed via the Internet anytime, from anywhere, One Search lets users see a complete list of search results at once, instead of one-by-one.

To use One Search:

1. Log on to the Staff or Student view.
2. Click the **Quest** tab.
3. On the **Websites** side-tab, type a search term or phrase in the **Search** field.
4. Click **Search**.
5. Click the **One Search** side-tab to view the search results:



6. Click on each database type to select or deselect results to display:



Option	Description
<p>▼ Encyclopedias</p> <p>Select All Select None</p> <p><input type="checkbox"/> Wikipedia - Free</p> <p>Apply Changes</p>	<p>Click Select All to show results from all encyclopedia subscriptions.</p> <p>Click Select None to omit encyclopedia subscriptions from the results.</p> <p>Select one or more encyclopedia subscriptions to include in the results.</p> <p>Click Apply Changes to save your selections.</p>
<p>▼ Internet Libraries</p> <p>Select All Select None</p> <p><input type="checkbox"/> Five Systems - Free</p> <p>Apply Changes</p>	<p>Click Select All to show results from all Internet libraries.</p> <p>Click Select None to omit results from Internet libraries.</p> <p>Select one or more Internet libraries to include in the results.</p> <p>Click Apply Changes to save your selections.</p>
<p>▼ Reference Databases</p> <p>Select All Select None</p> <p><input type="checkbox"/> About.com - Free</p> <p><input type="checkbox"/> Atlapedia Online - Free</p> <p><input type="checkbox"/> Bartleby.com - Free</p> <p><input type="checkbox"/> Library of Congress Online Catalog - American Memory - Free</p> <p><input type="checkbox"/> Library of Congress Online Catalog - National Jukebox - Free</p> <p><input type="checkbox"/> Library of Congress Online Catalog - Pictures - Free</p> <p>Apply Changes</p>	<p>Click Select All to show results from all reference databases.</p> <p>Click Select None to omit the results from reference databases.</p> <p>Select one or more reference databases to include in the results.</p> <p>Click Apply Changes to save your selections.</p>

Digital Resources

Use a single search to find resources from several databases available on a Follett server.

You can access all available databases without the need to create and remember multiple usernames and passwords.

To access Digital Resources:

1. Log on to the Staff or Student view.
2. Click the **Quest** tab, then the **Digital Resources** side-tab.

Destiny Search

Destiny Search finds resources owned by your school district.

Note: Your district and school must use Destiny Library Manager.

To use Destiny Search:

1. Log on to the Staff or Student view.
2. Click the **Quest** tab.
3. On the **Websites** side-tab, type a search term or phrase in the **Search** field.
4. Click **Search**.
5. Click the **Destiny** side-tab to view the search results:

The screenshot shows the 'Search Destiny' interface. On the left, there is a navigation menu with 'Destiny™' selected. The main search area has a search box containing 'Mark Twain' and a 'Search' button. Below the search box, there are six search results, each with a book icon, a title, an author, and a brief description. On the right side, there is a 'Narrow Your Search' section with several filter buttons: Author [All], Subject [All], Genre [All], Series [All], and Language [All].

6. If there are too many results, you can narrow your search to show only certain types of resources. Under **Narrow Your Search** on the right side, click one or more of the following categories to limit your search:

Narrow Your Search

▶ Author [All]

▶ Subject [All]

▶ Genre [All]

▶ Series [All]

▶ Language [All]

Option	Description
<p>▼ Author [All]</p> <ul style="list-style-type: none"> <input checked="" type="radio"/> All <input type="radio"/> Aller, Susan Bivin. (1) <input type="radio"/> Anesko, Michael. (1) <input type="radio"/> Ashmore, Wayne. (1) <input type="radio"/> Bodden, Valerie. (1) <input type="radio"/> Caravantes, Peggy. (1) <input type="radio"/> Diorio, Mary Ann L. (1) <input type="radio"/> Fleischman, Sid. (1) <input type="radio"/> Heims, Neil. (1) <input type="radio"/> Lathbury, Roger. (1) <input type="radio"/> MacLeod, Elizabeth. (1) <input type="radio"/> Meyers, Karen. (1) <input type="radio"/> Nault, Jennifer. (1) <input type="radio"/> Phillips, Jerry (1) <input type="radio"/> Twain, Mark. (1) <input type="radio"/> Vickers, Rebecca. (1) 	<p>Click an author to only show results from the selected author, or click All to show results from all authors.</p>
<p>▼ Subject [All]</p> <ul style="list-style-type: none"> <input checked="" type="radio"/> All <input type="radio"/> Adventure stories, American (1) <input type="radio"/> American literature (1) <input type="radio"/> Authors, American (6) <input type="radio"/> Authorship (1) <input type="radio"/> Boys in literature (1) <input type="radio"/> Children's stories (1) <input type="radio"/> Fiction (1) <input type="radio"/> Humorists, American (1) <input type="radio"/> Journalists (1) <input type="radio"/> Mississippi River (1) <input type="radio"/> Mississippi River Valley (1) <input type="radio"/> Narration (Rhetoric) (1) <input type="radio"/> Point of view (Literature) (1) <input type="radio"/> Realism in literature (1) <input type="radio"/> Regionalism in literature (1) <input type="radio"/> Sawyer, Tom (Fictitious character) (1) <input type="radio"/> Steamboats (1) <input type="radio"/> Twain, Mark (9) 	<p>Click a subject to only show results on the selected subject, or click All to show results on all subjects.</p>

Option	Description
<p>▼ Genre [All]</p> <ul style="list-style-type: none"> <input checked="" type="radio"/> All <input type="radio"/> Biography (6) <input type="radio"/> Juvenile literature (8) 	<p>Click a genre to only show results from the selected genre, or click All to show results from all genres.</p>
<p>▼ Series [All]</p> <ul style="list-style-type: none"> <input checked="" type="radio"/> All <input type="radio"/> Art of creative prose (1) <input type="radio"/> Backgrounds to American literature (1) <input type="radio"/> Engaged reader (1) <input type="radio"/> History in literature (1) <input type="radio"/> Just the facts biographies (1) <input type="radio"/> My favorite writer (1) <input type="radio"/> Snapshots: images of people and places in history (1) <input type="radio"/> Understanding literature (1) <input type="radio"/> World writers (1) 	<p>Click a series to only show results from the selected series, or click All to show results from all series.</p>
<p>▼ Language [All]</p> <ul style="list-style-type: none"> <input checked="" type="radio"/> All <input type="radio"/> English (300) <input type="radio"/> French (1) <input type="radio"/> Spanish (1) 	<p>Click a language to only show results in the selected language, or click All to show results in all languages.</p>